

VIRTUEMART PLUGIN COLOR SWATCH

VIRTUEMART EXTENSION  INSTALLATION
GUIDE



Table of Contents

1. About.....	2
➤ About Product.....	2
➤ System Requirements:	3
2. Installation	5
➤ Step 1: Unzip Package	5
➤ Step 2: Upload and Install in Admin Panel.....	5
3. Configuration in back-end.....	6
3.1 Plugin Setting	6
✓ Step 1: Plug-in Manager.....	6
✓ Step 2: Search for Color swatch plug-in.....	6
3.2 Custom field manager	7
<i>Custom field Setting</i>	9
✓ Step 1: Color swatch Setting	9
✓ Step 2: Zoom Option Setting.....	11
3.3 Product's Color swatch	11
4. Overview in front-end.....	16
5. Uninstall	21
✓ Step 1: Extension Manager	21
✓ Step 2: Search for Color swatch Plug-in.....	21
✓ Step 3: Uninstall.....	21
6. Support And Contact Information	22
➤ Support.....	22
➤ Contact Information.....	22

1.About

➤ About Product:

Author	Netbase Team
Visit us	Color Swatch
Changelog	Click To View
Video	Front-End & Back-End
Support	@Support Service ; @CMSMart Forum
License	GLPv2

Virtuemart Color Swatch extension improves shoppers experience in clicking colors swatches to interchange options of products on category page and product details page and changeable colors icons.

Virtuemart Color Swatch not only simply show color, but also integrated with jQuery and Ajax technology that allow price being attached with particular colors. Also, using the color swatch, the zoom plug-in can be included without any extra fee; product image is viewed clearer under different corners.

Besides, Virtuemart Color Swatch plugin minimizes a lot of actions on site and enhances visual impacts. The extension has been advanced being more quickly and easy-to-see. The site can run faster and bring new and convenient experience for customers. There are other front-end and back-end features that are worth considering.

➤ System Requirements:

Sources Available:

- ✓ HTML; .PSD;.PHP;.XML;.CSS;.JS.

Software Required:

- ✓ Adobe Photoshop CS+; Adobe Dreamweaver 8+ (or any php-editor);

For uncompressing a template ZIP package:

- ✓ WinZip 9+ (Windows); Stuffit Expander 10+ (Mac)

Virtuemart:

➤ **Supported Operating Systems:**

- ✓ Linux x86, x86-64
- ✓ Supported Web Servers:
- ✓ Apache 2.0.x
- ✓ Xampp 1.8.x

➤ **Supported Browsers:**

- ✓ Microsoft Internet Explorer 9 and above
- ✓ Mozilla Firefox 3.5 and above
- ✓ Apple Safari 5 and above on Mac only
- ✓ Opera
- ✓ Google Chrome 7 and above

➤ **Adobe Flash browser plug-in should be installed**

✓ 5.2.+

✓ **Required extensions:**

- PDO_MySQL
- Simplexml
- Mcrypt
- Hash
- GD
- DOM
- Iconv
- Curl
- SOAP (if Webservices API is to be used)

✓ Safe_mode off

✓ Memory_limit no less than 256Mb (preferably 512)

➤ **MySQL:**

✓ EE 1.13.0.0 or later: MySQL 5.0.2 or newer

✓ EE 1.12.0.2 or earlier: MySQL 4.1.20 or newer


✓ CE (all versions): MySQL 4.1.20 or newer

➤ **SSL:**

- If HTTPS is used to work in the admin, SSL certificate should be valid. Self- signed SSL certificates are not supported.

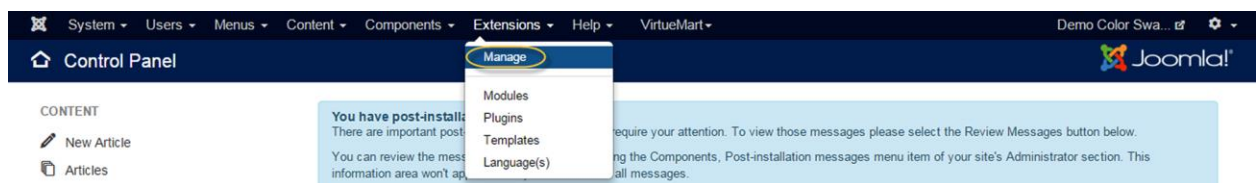
2. Installation

➤ Step 1: Unzip Package

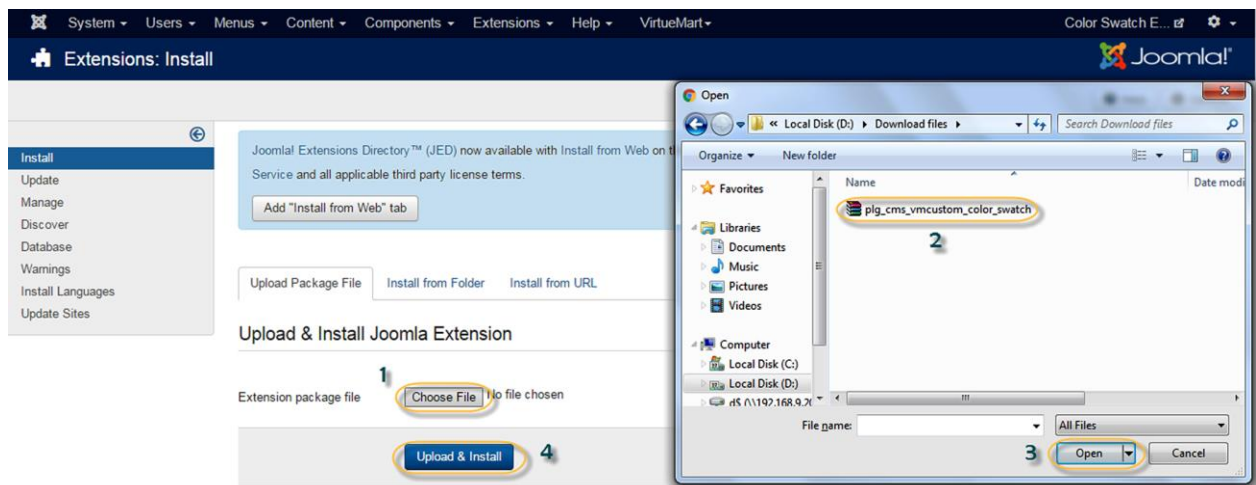
- Unzip  pkg_cms_color_swatch_UNZIP_FIRST file from your folder.

➤ Step 2: Upload and Install in Admin Panel

- Login to **Control Panel** → **Extensions** → **Manage**.



- Click  button and select file package. Click .

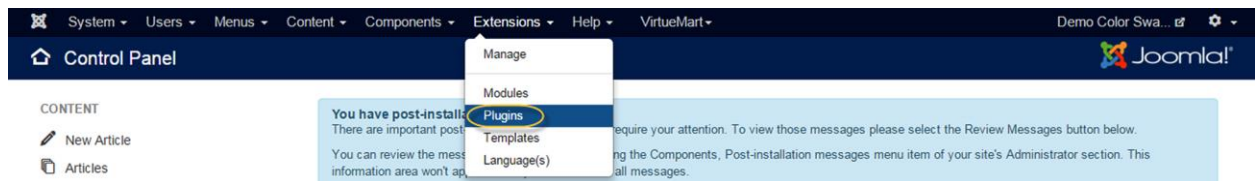


3. Configuration in back-end

3.1 Plugin Setting

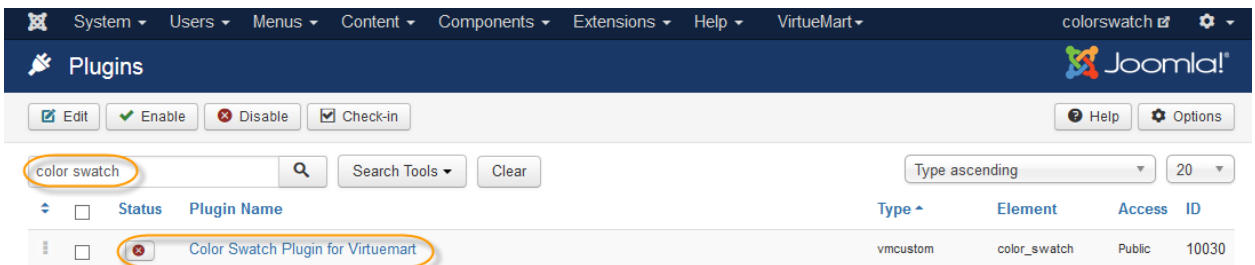
✓ Step 1: Plug-in Manager

- Login to **Control Panel** → **Extensions** → **Plugins**



✓ Step 2: Search for Color switch plug-in

- Type “color switch” in text box and then press 🔍.



- **Step 3: Enable the plug-in**

Message

Plugin successfully enabled.

Joomla! would like your permission to collect some basic statistics.

In order to better understand our install base and end user environments, this plugin has been created to send those statistics back to a Joomla! controlled central server. No identifying data is captured at any point. You can change these settings later from Plugins > System - Joomla! Statistics. Click here to see which information will be sent.

Enable Joomla Statistics?

Status	Plugin Name	Type	Element	Access	ID
<input checked="" type="checkbox"/>	Color Swatch Plugin for Virtuemart	vmcustom	color_swatch	Public	10030

3.2 Custom field manager

Go to **admin panel -> VirtueMart -> Products -> Custom Fields** and click on **New** button.

Product [List]

Joomla! would like your permission to collect some basic statistics.

In order to better understand our install base and end user environments, this plugin has been created to send those statistics back to a Joomla! controlled central server. No identifying data is captured a change these settings later from Plugins > System - Joomla! Statistics. Click here to see which information will be sent.

Enable Joomla Statistics?

Filter:

Select Product Category

-

Select manufacturer

Search Product

Please Select

before

05/26/16

Results 1 - 30 of 87


Product Name	Product is Children of	Product has Children?	Media File	Product SKU	Product Price	Product Category	Manufacturers	Shopper Reviews
<input type="checkbox"/> CEG #a 33	CEG #0 03		(0)		No price	Pagination		0

Copyright © 2011-2016
CMSmart.net. All Rights Reserved.

Back on top

7

- **Custom Field Type:** Choose “Plug-ins”.
- **Title:** Type the name of custom field.
- **Cart Attribute/Cart Input:** Choose “Yes”

English (en-GB) 

PRODUCTS

- Product Categories
- Products
- Custom Fields
- Inventory
- Taxes & Calculation Rules
- Reviews & Ratings

ORDERS & SHOPPERS

MANUFACTURERS

SHOP

Custom Field

Custom Field Type: Plug-ins

Title: Color swatch

Show Title: ☐ No ☒ Yes

Published: ☐ No ☒ Yes

Custom Group: Please Select

Cart Attribute: ☐ No ☒ Yes

Cart Input: ☐ No ☒ Yes

Description:

- **Additional Parameters:** Choose “**Color Swatch Plugin for Virtuemart**”.

Description	<input type="text"/>
Default value	<input type="text"/>
Tooltip	<input type="text"/>
Layout position	<input type="text"/>
Admin only	<input checked="" type="radio"/> No <input type="radio"/> Yes
Is a list?	<input type="text" value="No"/>
Hidden	<input checked="" type="radio"/> No <input type="radio"/> Yes
Additional Parameters	<input type="text" value="Color Swatch Plugin for Virtuemart"/>

Custom field Setting

✓ **Step 1: Color swatch Setting**

- **Style:** Change color swatch’s appearance to either *Square* or *Circle*.
- **Width/Height:** Set Width and Height for color swatch in Square(Circle) Style.

Additional Parameters

Color Swatch Plugin for Virtuemart ▾

Style ☒ Square ☐ Circle

Width

Height

- **Load jQuery:** Choose “Yes” if your site not have jQuery.
- **Width thumbnail slider/Height thumbnail slider:** Set *Width* and *Height* for *Thumbnail slider*.
- **Orientation:** Change color swatch’s display to either *Horizontal* or *Vertical*.
- **Show title:** Choose Yes/No to display(hidden) title of color in frontend.
- **Show tooltip:** Choose Yes/No to display(hidden) the tooltip when hover a color swatch.

Load jQuery

Width thumbnail slider

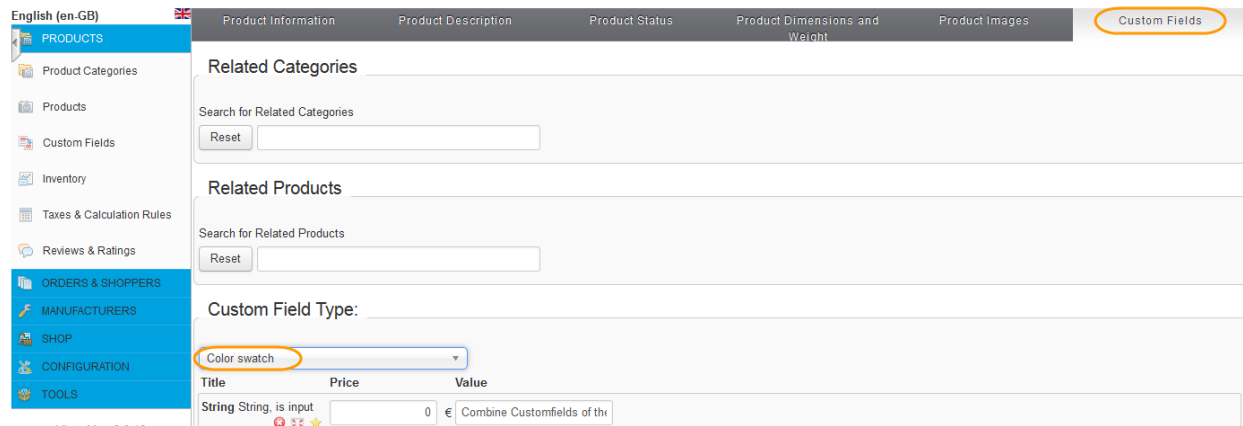
Height thumbnail slider

Orientation ☒ Horizontal ☐ Vertical

Show title

Show tooltip

Custom Field Type: choose “Color swatch” that you have created.



English (en-GB) | Product Information | Product Description | Product Status | Product Dimensions and Weight | **Custom Fields**

Related Categories

Search for Related Categories
Reset

Related Products

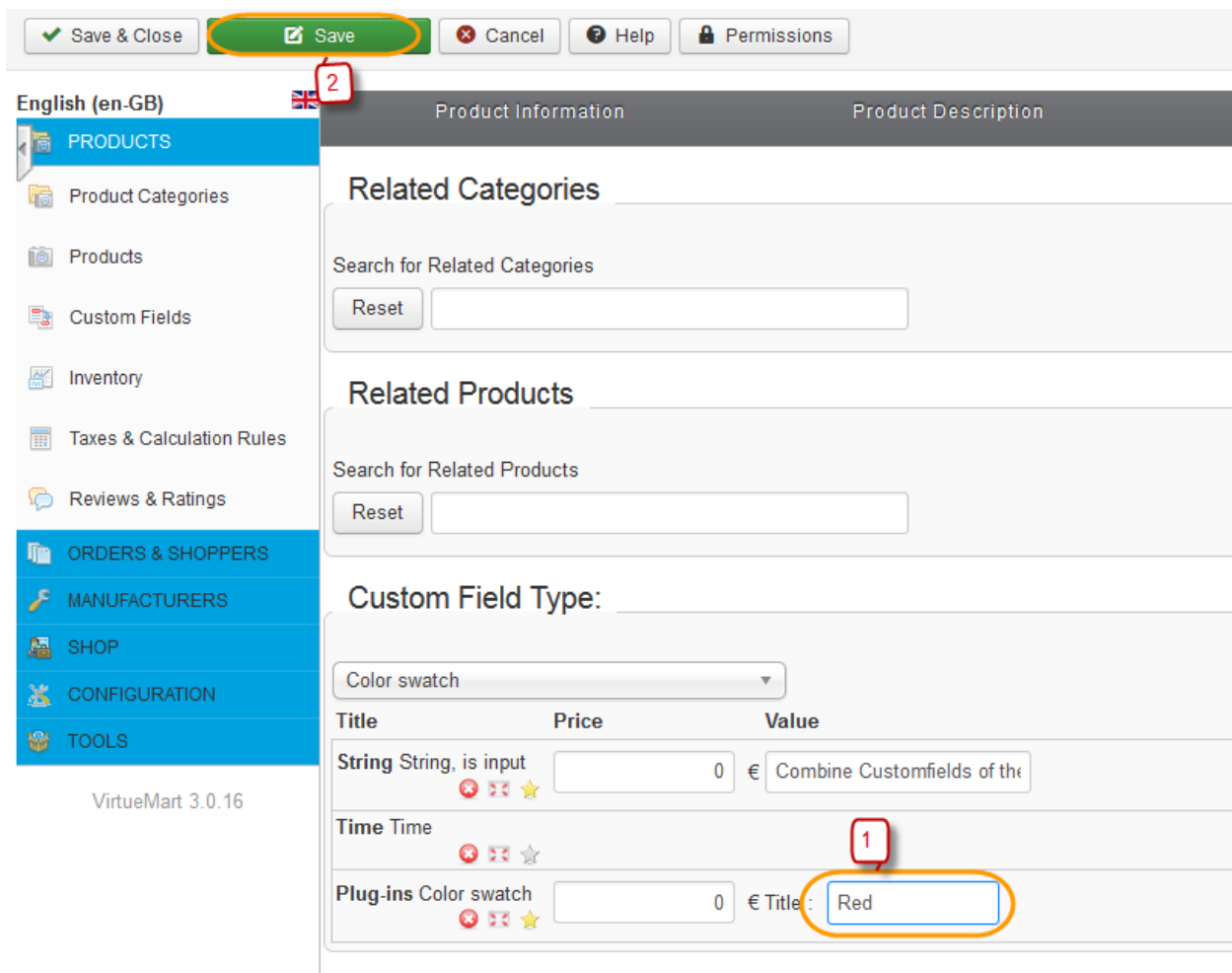
Search for Related Products
Reset

Custom Field Type:

Color swatch

Title	Price	Value
String String, is input	0	€ Combine Customfields of the

Next, enter color name and then click on Save button.



✓ Save & Close | **Save** | ✕ Cancel | ? Help | 🔒 Permissions

English (en-GB) | Product Information | Product Description

Related Categories

Search for Related Categories
Reset

Related Products

Search for Related Products
Reset

Custom Field Type:

Color swatch

Title	Price	Value
String String, is input	0	€ Combine Customfields of the
Time Time		
Plug-ins Color swatch	0	€ Title : Red

VirtueMart 3.0.16

- **Status:** Choose “In stock” or “Out stock”. If you choose “Out stock”, the color will not show in frontend.
- **Thumbnail:** You can choose “Image upload” or “Pick color”.

Input Data

Title :

Status : ☐ In stock ☒ Out stock

Thumbnail : ☐ Image upload ☒ Pick color

Plug-ins Color swatch €

Tooltip :

Select multiple images to upload

No files selected.

Gallery of color
Order of images : ☒ Name ☐ Time ☐ Random

- **Tooltip:** Enter the text as you want.
- **Select multiple image to upload:** Browse image files on your local suitable with color swatch.

Input Data

Title :

Status : ☐ In stock ☒ Out stock

Thumbnail : ☐ Image upload ☒ Pick color

Plug-ins Color swatch €

Tooltip :

Select multiple images to upload

No files selected.

Gallery of color
Order of images : ☒ Name ☐ Time ☐ Random

Next, click Save button to view the change.

- **Gallery of color:** you can order images in thumbnail slider by *Name* or *Time* or *Random*.


Input Data

Title :

Status : ☒ In stock ☐ Out stock

Thumbnail : ☒ Image upload ☐ Pick color

No file selected.






Tooltip :



Select multiple images to upload

No files selected.

Gallery of color

Order of images : ☒ Name ☐ Time ☐ Random


Plug-ins Color swatch    €

To create the next color, you need to do the same above. The first, add new Color swatch custom field and continue, you will see as below:

Plug-ins

Color swatch €

☒ ✖ ☐ ✖ ☒ ★

Input Data

Title :

Status : ☒ In stock ☐ Out stock

Thumbnail : ☐ Image upload ☒ Pick color

Tooltip :

This is black color





Select multiple images to upload

Browse...

 No files selected.

Gallery of color

Order of images : ☒ Name ☐ Time ☐ Random

4. Overview in front-end

Product detail:

T-shirt



[Back to: Pagination](#)



Base price for variant	10,00 €
Sales price	12,00 €
Sales price without tax	10,00 €
Tax amount	2,00 €

String, is input ⓘ

Combine Customfields of the ... ▼

Color swatch



Red



Black

1



Add to Cart

Choose a color:

T-shirt

[Back to: Pagination](#)



Base price for variant	10,00 €
Sales price	12,00 €
Sales price without tax	10,00 €
Tax amount	2,00 €

String, is input ⓘ

Combine Customfields of the ... ▼

Color swatch



Red



Black

1



Add to Cart

Gallery Slider:

T-shirt

[Back to: Pagination](#)



Base price for variant 10,00 €
Sales price 12,00 €
Sales price without tax 10,00 €
Tax amount 2,00 €

String, is input






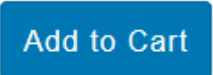



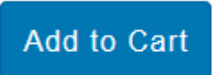



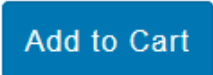
Combine Customfields of the ... ▼

Color swatch











1 [Add to Cart](#)



Category:

 <div>   </div> <p>T-shirt</p> <p>Base price for variant: 10,00 € Sales price: 12,00 € Sales price without tax: 10,00 € Tax amount: 2,00 €</p> <p>String, is input ⓘ</p> <p>Combine Customfields of th... ▼</p> <div> <p>Color swatch</p> <div>   </div> <div> <p>Red</p> <p>Black</p> </div> </div> <div> <input type="text" value="1"/>  </div>	 <div>   </div> <p>CEG #5 16</p> <p>Base price for variant: 10,00 € Sales price: 12,00 € Sales price without tax: 10,00 € Tax amount: 2,00 €</p> <div> <input type="text" value="1"/>  </div>	 <div>   </div> <p>CEG #4 17</p> <p>Base price for variant: 10,00 € Sales price: 12,00 € Sales price without tax: 10,00 € Tax amount: 2,00 €</p> <div> <input type="text" value="1"/>  </div>
--	--	--

View the cart page:

Name	SKU	Price	Quantity	Tax 20%	Discount	Total
 T-shirt String, is input Combine Customfields of the same type to create flexible selections (dropdowns, radio lists)	CEG	10,00 €	1  	2,00 €		12,00 €
						
 T-shirt String, is input Combine Customfields of the same type to create flexible selections (dropdowns, radio lists)	CEG	10,00 €	1  	2,00 €		12,00 €
						

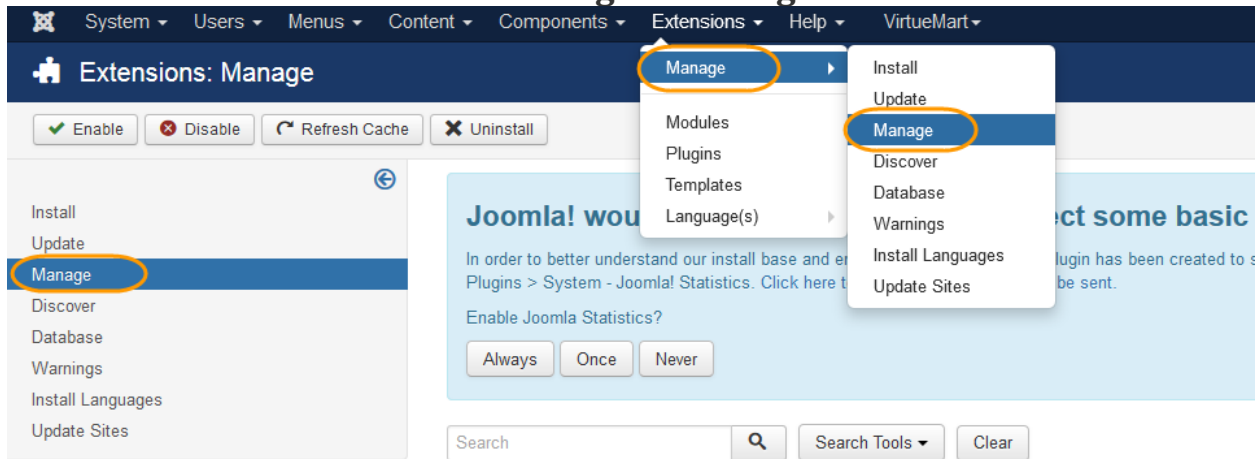
Order Management of administrator:

#	Quantity	Name	SKU	Status of ordered products	Product Price (Cost)	Base price with tax	Product Price (Gross)	Tax	Discount	Total
1	1	T-shirt String, is input Combine Customfields of the same type to create flexible selections (dropdowns, radio lists)	CEG	Confirmed by shopper	10,00 €	12,00 €	12,00 €	2,00 €	0,00 €	12,00 €
										
2	1	T-shirt String, is input Combine Customfields of the same type to create flexible selections (dropdowns, radio lists)	CEG	Confirmed by shopper	10,00 €	12,00 €	12,00 €	2,00 €	0,00 €	12,00 €
										

5. Uninstall

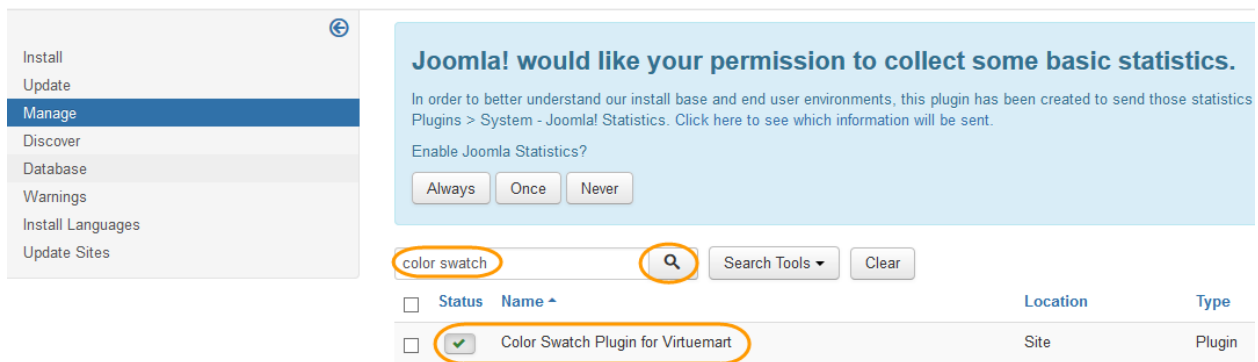
✓ Step 1: Extension Manager

- Go to **Extensions → Manage → Manage.**



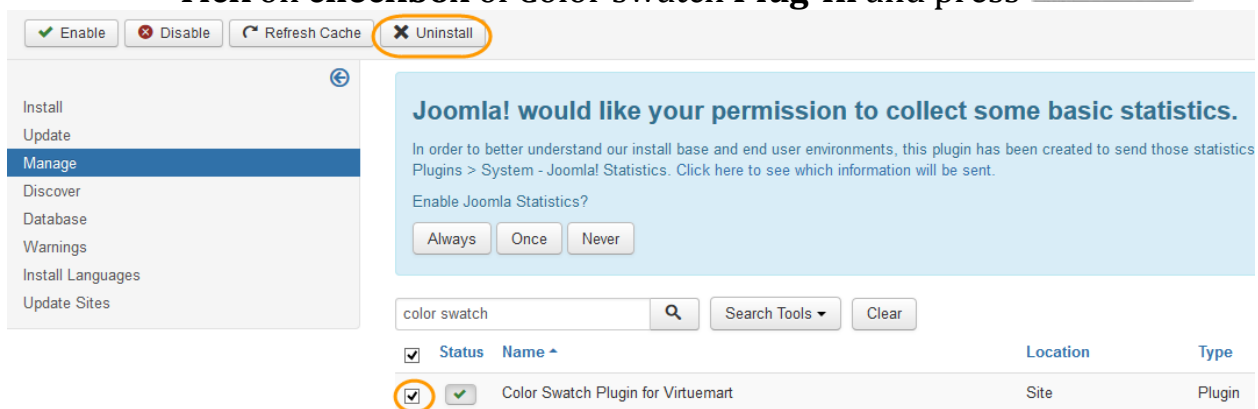
✓ Step 2: Search for Color swatch Plug-in

- Type “color swatch” in text box and then press



✓ Step 3: Uninstall

- Tick on **checkbox** of Color swatch **Plug-In** and press



6.Support And Contact Information

➤ Support

Our Virtuemart team is dedicated to providing customers with the best Quality, Value and Services. We would love to hear from you. For feedback about our products, please feel free to contact us at:

[@Support Service](#)

Check out our Forum for updates and news.

[@CMSMart Forum](#)

➤ Contact Information

Check out our **Facebook** page! Regional news and specially selected products are featured daily.

[@CMSMart on Facebook](#)

You can also follow us on **Twitter**!

[@CMSMart on Twitter](#)

If you have any question, don't hesitate to contact us:

Administration deparment: admin@cmsmart.net

Sales deparment: sales@cmsmart.net